

NEWSLETTER



INTERNATIONAL
PRIMATE
PROTECTION
LEAGUE

Vol. 9 No. 1

January 1982



Arun Rangsi

Photo: Ted Crail

**INSIDE: THE REBIRTH OF ARUN RANGSI
MARYLAND POLICE SEIZE
LABORATORY MONKEYS**

THE REBIRTH OF ARUN RANGSI

The International Primate Protection League is now the owner of a tiny 2-year old gibbon named Arun Rangsi. He is living at IPPL Headquarters in Summerville, South Carolina, and will soon move into a spacious cage. The cage was provided through donations by IPPL members and friends.

Why is Arun Rangsi such a special gibbon? He was born on 9 August 1979 at the Comparative Oncology Laboratory, University of California, Davis, U.S.A., which, until recently, used gibbons in cancer experiments. His mother had been imported in 1973 to the Davis laboratory from the U.S. Army's gibbon colony in Bangkok, Thailand (known as the SEATO Lab). The father's origin is unknown to IPPL, but it is likely that he also came from Thailand. The newborn gibbon was given no name, but, at four months of age, he was tattooed with the number Ninety-Eight.

IPPL had great difficulty reconstructing Ninety-Eight's medical history. For three months, Dr. Thomas Kawakami, Director of the Comparative Oncology Laboratory, failed to provide IPPL with any information about his health record and diet, in spite of repeated letters from Dr. Shirley McGreal, Co-Chairwoman of IPPL and Dr. James Ohlandt, who had assumed veterinary care of the little gibbon. It was only after Dr. McGreal made a formal protest to the Chancellor of the University of California at Davis and the Dean of the School of Veterinary Medicine of the University of California at Davis (of which the Comparative Oncology Laboratory was a part), that an abbreviated medical history was provided.

According to this report, Arun Rangsi suckled normally at birth, but, at six days of age, was found on the floor of his cage with "multiple abrasions over his body." He was hand-raised because of maternal rejection. Before the age of one, Ninety-Eight had had a severe attack of diarrhea which resulted in considerable weight loss and an episode of shigella (bacillary dysentery), a disease frequently fatal to primates and particularly dangerous because recovered animals frequently become carriers of the disease. In addition, Ninety-Eight had attacks of both viral and broncho-pneumonia. On two occasions, he had rapid and serious weight losses of 10-20% of his body weight. At the present time, he weighs approximately 2 kilos, (4.4 pounds) far less than a 2-year old gibbon normally weighs. IPPL considers it unethical of the Comparative Oncology Laboratory to have failed to provide such important information so that our veterinarian and the little gibbon's caretakers could look out for potential problems and have medication ready for rapid intervention.

In any case, Ninety-Eight had not been born to live a normal gibbon life. The Comparative Oncology Laboratory used many of its male gibbon infants and juveniles in cancer experimentation, inoculating them at a tender age with material from gibbons dying of experimental cancer or with a virus suspected to cause cancer in gibbons. It seemed certain that little Ninety-Eight, like so many other doomed Comparative Oncology Laboratory gibbons before him, would die young, after a period of protracted pain and suffering.

IPPL had long been concerned with the Comparative Oncology Laboratory's use of an endangered species in fatal experimentation. The program originated at the U.S. Army gibbon facility in Bangkok, Thailand, where several gibbons died of a cancer-like disease in 1969-70. Each of these gibbons had been used in many experiments involving the inoculation of blood from two Thai malaria patients, spleen removal, infection with dengue fever, and exposure to herpes virus. At this point, Dr. Kawakami visited the U.S. Army colony and, claiming the gibbon was prone to "spontaneous leukemia," obtained a research contract from the National Cancer Institute, which lasted from 1972-80.

Details of the project were presented in the **IPPL Newsletter** (November 1974, available from HQ for two dollars). The

contract was part of the National Cancer Institute's cancer virus program, which has been strongly criticised by such distinguished scientists as Nobel prize-winner Dr. James Watson and Dr. Albert Sabin, developer of the live polio vaccine. IPPL followed the course of the contract, obtaining all Progress Reports through the Freedom of Information Act, and repeatedly protested the Institute's support of the program. After the addition of all gibbon species to the U.S. Endangered List, IPPL took legal action to require the Department of the Interior to apply the Act's prohibition on killing or harming animals belonging to an endangered species without first obtaining a permit to the Comparative Oncology Laboratory (See **IPPL Newsletter**, March 1980, available from HQ for two dollars). The laboratory had neither sought nor obtained a permit for its experiments on gibbons and the Department of the Interior had taken no action to force the Comparative Oncology Laboratory or any other laboratory using endangered species of primates in harmful research to comply with the Act. Subsequently, the Comparative Oncology Laboratory applied for and was granted a federal permit to kill up to 10 gibbons annually.

Fortunately, the National Cancer Institute decided to drop the Comparative Oncology Laboratory's research contract before many more gibbons could be destroyed. With the loss of funding, the animals, which belonged to the University of California, would have to be sold if funds for their upkeep did not become available from another source. IPPL, while applauding the termination of the laboratory's program, was deeply concerned about the future of the gibbons, numbering over 50.

In November 1980, Dr. Ardith Eudey, Co-Chairwoman of IPPL, visited the Comparative Oncology Laboratory to discuss the situation with Dr. Thomas Kawakami. In the course of her visit, Dr. Eudey learned that Kawakami was contemplating inoculating one last gibbon with cancer and "sacrificing" him. The animal in question turned out to be Ninety-Eight. At this point, IPPL enlisted the help of Mrs. Katherine Buri, an IPPL member living in Bangkok, Thailand, in saving the little gibbon's life. Mrs. Buri, a friend of IPPL since it was founded in 1973 while Dr. Shirley McGreal was living in Thailand, had followed the history of the Davis gibbon colony with great interest, since many of the original animals in the colony had been smuggled from Thailand via Canada to Davis by the notorious Thai wildlife smuggler Preecha Varavaishit (Pimjai) in 1973-74, (see **IPPL Newsletter**, October 1975). Fearing that the planned inoculation might be done less for scientific reasons than to save the money



Arun Rangsi and Christine Saup of API

Photo: Ted Crail

required for the animal's upkeep, Mrs. Buri offered funds to support Ninety-Eight after the laboratory's contract terminated. Support would be provided until a good home had been found for him. Mrs. Buri also placed the little gibbon under the protection of the Lord Buddha and gave him a Thai name "Arun Rangsi" which, in English, means "The Rising Sun of Dawn."

Dr. Shirley McGreal, Co-Chairwoman of IPPL, conveyed to Dr. Kawakami Mrs. Buri's wish to "adopt" the little gibbon. In a letter to Dr. McGreal dated 20 November 1980, Kawakami informed her that he had no plans to inoculate further gibbons. He described Ninety-Eight as "a male which is half the size of normal hand-reared or mother-reared infants" and "probably has metabolic abnormalities." Rejecting Mrs. Buri's offer of funds, he stated, "I feel that the funds may be more useful for Arun Rangsi's trip to you as the sponsor of this adoption. . . In the event that another home is not found for this animal, I will contact you regarding his transfer to your care."

IPPL is vitally interested in the conservation of all primate species. However, our concern also extends to the well-being of each individual primate, however "imperfect." Dr. McGreal therefore immediately communicated to Dr. Kawakami IPPL's willingness to adopt the little gibbon (as well as a female of similar size). We felt certain that this would be in the gibbon's best interests and also that this is what our members would wish us to do. It was unlikely that any zoo would want Arun Rangsi and we feared that he might be "put to sleep" because nobody wanted him.

At this point, a period of seemingly endless delays began, caused by the machinations of the University of California at Davis bureaucracy. Sometimes, we wondered whether Arun Rangsi would ever reach Summerville. In March 1981, Dr. McGreal was able to visit the laboratory and observe tiny little Arun Rangsi, who then weighed only 2 pounds, and cringed with terror at the approach of humans.

Finally, in July 1981, Kawakami informed IPPL that Arun Rangsi would be released to our care. IPPL contacted the Animal Protection Institute (API), an animal protection organization headquartered in Sacramento, just 15 miles from Davis, for help in shipping the gibbon. Ted Crail arranged for the modification of a shipping crate with narrow wire to prevent Arun Rangsi's fingers, which were very thin, extending from the crate and getting harmed, and with a support loop for him to hang on to as the plane took off and landed. Christine Saup of API picked him up. IPPL's request that he not be anesthetized for transfer to the shipping cage was ignored. Dr. Kawakami stated that he feared getting bitten by the little gibbon! Unfortunately, Kawakami did not send a female companion, although he sent several young female gibbons to various zoos and laboratories. Among those institutions receiving gibbons from the Comparative Oncology Laboratory were Denver Zoo (Denver, Colorado), the Gladys Porter Zoo (Brownsville, Texas), the Fort Worth Zoo (Fort Worth, Texas), the Wildlife Safari (Winston, Oregon), the Oakland Zoo (Oakland, California), and the Laboratory for Experimental Medicine and Surgery in Primates (Sterling Forest, New York).

After a night at Christine Saup's house, Arun Rangsi was driven the 100 miles to San Francisco Airport to be put on a nonstop Delta flight to Atlanta. Once he was checked in, Christine telephoned Dr. McGreal to say that he was finally on his way to South Carolina. We had decided not to fly him all the way to Charleston since this would involve a change of plane at Atlanta. At that time, many flights were being delayed by the air controllers' strike and we did not want to risk having Arun Rangsi stranded. Joined by IPPL volunteer, Kit Woodcock, Dr. McGreal left Summerville in her car and drove to Atlanta, a 300-mile drive, through violent rain-storms, arriving just 10 minutes before the airplane carrying Arun Rangsi. The Delta cargo staff contacted the flight crew after the plane landed and asked whether a gibbon was on board. No, came back the answer, but there is a chimpanzee. Fortunately, the "chimpanzee" turned



Arun Rangsi eating grape

Photo: Ted Crail

out to be Arun Rangsi! During the drive back to Charleston, Kit sat alongside his travel-cage on the back seat of the car, offering him grapes and other snacks which he munched happily.

At 1 a.m. on 9 August, Arun Rangsi arrived in Summerville. It was the morning of his second birthday and Day 1 of his new life.

It soon became apparent that Arun Rangsi did have serious physical and mental problems. He was grossly underweight, just "skin and bones." He was totally terrified of humans, which is unusual in a supposedly hand-raised primate. Oddly, he showed no fear of the Thai dog, Pokey, with whom he formed a friendly relationship, although he had certainly never seen a dog before. It seems that his fears were totally directed to people, indicating some unpleasant experiences in the course of his short life. His behavior in the presence of people (terror, sometimes accompanied by wild flailing aggression and sometimes by pathetic cowering) resembled the behavior shown by monkeys raised in isolation or frightening environments by "scientists" at the University of Wisconsin and its imitators. Arun Rangsi also banged his head constantly against the wire of his day cage or the side of his sleeping box. In addition, he would totally ignore objects in his environment, including all toys offered to him. He would not pick up food items he had dropped.

Unlike normal gibbons, Arun Rangsi's face was pink. However, after a few weeks in the sun, it turned dark like a normal gibbon's. Clearly, he had never experienced sunlight. Physically, his legs were extremely weak. When released, he would stagger along for a few steps in the characteristic gibbon upright posture, hands used for balance, then collapse in a heap, get up and try again. Now, he walks and runs normally.

Clearly, Arun Rangsi provided IPPL and our Summerville volunteers with a huge challenge! Jerry Donovan, a Charleston psychiatrist, suggested that his behavior resembled that of an autistic human child and recommended the aggressive therapeutic techniques used successfully by the Kaufman family to heal their autistic child. These techniques were described in Barry Kaufman's book "**Son Rise**", (Harper Row, New York, 1976). Attempting to make contact with Arun Rangsi led to many bites, but, in the end, he did get to tolerate human closeness.

Three months have now elapsed since Arun Rangsi's arrival in Summerville. Change is always traumatic for an animal, especially a territorially-programmed primate such as the gibbon, even when the move is to a better environment. Fortunately, Arun Rangsi survived this initial trauma well. He eats well, enjoying apples, grapes, apple-date bread, bananas, lettuce, and most foods offered to him. Every evening, he sits on the living-room couch and drinks a vitamin and protein fortified blended banana milk drink. By day, he is very active in his temporary play-cage, performing gibbon aerial acrobatics with skill. He can jump up and down from a standing ground start to well over his full height, like a human on a trampoline. His weight remains steady.

Although it was Dr. Kawakami's impression that Arun Rangsi is "mentally retarded," this does not appear to be the case. He is always extremely alert. However, his fears restrict his exploratory behavior. At the laboratory, he was subjected to monthly blood withdrawals, frequent injections, and tranquilization whenever he was handled. When he arrived, Arun Rangsi seemed to think every object, even a green bean or a grooming brush, was a hypodermic needle! He would attack them furiously! People's approaches were associated with about-to-be-experienced pain. It is only recently that Arun Rangsi has started reaching out for objects, pulling at buttons on people's clothing and attempting to remove their glasses right off their noses. He is also starting to pay attention to the teddy-bear he received from Kit, which he totally ignored for two months. His reaching out to make contact with objects in his environment is a great step forward.

In his early days in South Carolina, it was impossible to touch Arun Rangsi. Gradually, he learned to tolerate, then to like, being groomed with a brush, and, later, with a human hand. He only permits this in the evenings, avoiding human contact by day. Just recently, he started to stretch out his hand and hold the hand of a human. If released, he took hold again. He now likes being held closely in the evenings. Rather than passively allowing contact, he appears to be making an effort to control his environment and solicit affection and warmth when he feels like it.

As mentioned, he avoids people when in his cage. However, we have recently found it possible to put a safety belt round his waist to which a cord is attached, and take Arun Rangsi walking in the fields and woods around his country home. During the grape season, we took him to the vines where he picked his own grapes.

Progress is slow, painfully slow. There is still a long way to go before Arun Rangsi is fully rehabilitated, but recent improvements have inspired confidence that there is indeed a light at the end of this long tunnel.

ARUN RANGSI LIVES. . .in contrast to the many forgotten, nameless little gibbons whose brief lives were extinguished in the Comparative Oncology Laboratory's experiments. He is a symbol of life and hope emerging from a dark past. That is why he is so very special to IPPL. We are hoping that ghosts from his past will not haunt him or doom him.

IPPL wishes to extend its thanks to all who have helped Arun Rangsi so far. Special thanks go to Mrs. Katherine Buri of Bangkok, Christine Saup and Ted Crail of the Animal Protection Institute, Thelma Doelger who provided his shipping crate and airline ticket, and Kit Woodcock, Marjorie Rollins, Janet Snowdon and John McGreal of Summerville, who have helped with his daily care. Thanks go also to all donors to the Arun Rangsi Fund, whose generosity despite the current grim economic situation is greatly appreciated.

HOW YOU CAN HELP ARUN RANGSI

After Arun Rangsi's arrival, IPPL set up a special fund to provide him with first-class facilities and care. Members and friends responded generously to our appeal. A large oval Behlen corn-crib style cage was purchased and delivered from Nebraska. It is now being set up on a concrete slab. As contributions to the Arun Rangsi Fund come in, extras such as swinging apparatus and stimulating play objects will be added, as well as a heated indoor house for cold days, which we hope Arun Rangsi will one day share with a suitable female gibbon. Considerable expenses for veterinary check-ups and care are anticipated as we fear recurrence of pneumonia and shigella.

Food costs come to approximately one dollar a day. Members' help in meeting these expenses will be appreciated. Checks should be made payable to the IPPL Arun Rangsi Fund and mailed to IPPL, PO Drawer X, Summerville, SC 29483, USA. Donors will receive an update on Arun Rangsi's progress. Please add Arun Rangsi to your Christmas gift list.

PLANNING A MOVE?

To make sure you receive your **IPPL Newsletter** promptly and without interruption, please let IPPL know as soon as possible what your new address will be.

If you move, the Post Office will not forward your **IPPL Newsletter** as it is mailed Third Class. It is either discarded or the

back page is returned to us with your new address, for which we have to pay the Post Office a fee of 25 cents (US). We then have to mail you a new **Newsletter** (production cost \$1) and pay 35 cents to mail it. This is a waste of money which could be better spent on helping the primates. So, please don't move without letting us know your new address.

PRIMATES SUFFER ON BANGKOK'S INFAMOUS SUNDAY MARKET

One of the major attractions in Bangkok for tourists and Thais alike is the Sunday Market (Sanam Luang), the weekend market at which an endless variety of foods and merchandise is on display. Unfortunately, the Sunday Market continues to be an outlet for the illegal sale of Thailand's protected wildlife, including all Thailand's primate species (leaf-monkeys, macaques, gibbons, lorises, and tree shrews). Leopard cats, otters, pangolins, and many bird species are also offered for sale. The conditions for the animals are deplorable, no water for the otters as, according to a market trader, it will make them messy and unsaleable, no protection from the teasing of the market customers. Officials of the Thai government have been ineffectual in stopping this ghastly trade, even though most of the species traded are classified as Totally Protected Animals in Thailand. The same dealers have been operating with impunity for years - one wonders whether it is the animals or the dealers who are "protected."

Recently, Mrs. Katherine Buri submitted this touching letter to the **Bangkok Post**, which we reproduce in full.

To the Citizens of Thailand

Are you frustrated with the high cost of your water and electricity? I have a cure for your ills. Visit the Sunday Market and be glad that you at least have water to drink, no matter what it costs. After all, the poor baby macaque on sale, obviously not yet weaned, looks fondly at the branch he is tied to on a 12-inch string, hoping and hoping that sucking on the twig will produce some fluid. He is not even permitted to suck on the twig in peace. His tail is constantly tugged by passers-by so that he urinates in fear, and slashes at the SUPERIOR PRIMATE, Man, with his toothless gums. This is his "karma" (fate). . .to be born in Thailand.

*Or perhaps, if you are a sadist, you would prefer to look with pleasure at a cage full of hanging green parrots **Loriculus vernalis**, habitat, Thailand's Khao Yai National Park, left out in the mid-day sun with no water, no seeds, no nothing.*

However, this may not satisfy your superiority ego. Feed it therefore on the Slow Loris. He is a night creature of the jungle, slow moving and a threatened species listed on the Endangered Species Convention and fully "protected" by the laws of Thailand. Poke it, and poke it with your fingers. The space available in his cage permits you to poke him no matter how hard he tries to flee from your "gentle fingers."

Or perhaps, having a 2-month old baby, you would like to beautify him with a flower ear-ring, learning this new method of beautifying your child right at the Sunday Market. I am sure that, with the example as shown in this picture, you will agree that the baby macaque sucking her fingers looks gorgeous with her flower ear-ring.

Or perhaps, you would be tempted to emulate the Gibbon and just give up and lay down looking forward to your final release.

May God bless the officials that permit us to indulge in our Human Rights, R.I.P.

Katherine Buri.

Foreign tourists and residents as well as Thais purchase Sunday Market wildlife. Some well-meaning people purchase them for humane reasons - to save them from the horror of the Market. Unfortunately, however, every purchase has the effect of perpetuating and increasing this deplorable trade.

Readers knowing of companies with branches in Thailand should request personnel managers to inform employees that purchase of protected wildlife violates Thailand's laws. Visitors

should under no circumstance purchase wildlife at the market. They would not be allowed to export it. Thailand has good laws banning external trade in protected wildlife but must make an urgent effort to control internal trade. Unless this is done, strict export policies may not lessen the amount of poaching in Thailand's jungles. Most important, readers are requested to write letters to the Thai Embassy or consulate in their country of residence asking that sale of wildlife be banned from the Sunday Market. The address of the Thai Embassy in the United States is 2300 Kalorama Road, N.W. Washington DC 20008. Members living in the Washington area may wish to telephone the Embassy to make an appointment to discuss this situation. If you wish also to make a direct protest, please send a letter to His Majesty the King of Thailand, Chitrlada Palace, Rama VI Road, Bangkok, Thailand.



Infant macaque for sale

Photo: K. Buri



Slow Loris being tormented by passerby

Photo: K. Buri



Dying gibbon on Sunday Market

Photo: K. Buri



GOLDEN LION TAMARIN
National Zoo, Washington D.C.

Photo: Jessie Cohen



BARBARY MACAQUE
National Zoo, Washington D.C.

Photo: Jessie Cohen



CHIMPANZEE
Gladys Porter Zoo, Brownsville, Texas

Photo: F. James Foley



RHESUS MONKEY
Cleveland Zoo

Photo: Emily Alexander




WHITE-HANDED GIBBON
Knoxville Zoo

Photo: Michael Fouraker



DIANA MONKEY
Cleveland Zoo

Photo: Emily Alexander




ORANG-UTAN
Buffalo Zoo

Photo: Sheila Lanz



CELEBES MACAQUE
Minnesota Zoo

Photo: Tom Cajacob



LION-TAILED MACAQUE
National Zoo, Washington D.C.

Photo: Jessie Cohen



WOOLLY MONKEY
Louisville Zoo

Photo: Nancy Scheldorf



RUFFED LEMUR QUADRUPLTS
National Zoo, Washington D.C.

Photo: Jessie Cohen




EMPERIOR TAMARIN
Los Angeles Zoo

Photo: Sy Oskeroff



RED-CROWNED MANGABEY
Los Angeles Zoo



WHITE-CHEEKED GIBBON
Minnesota Zoo

Photo: John Perrone



ORANG-UTAN
Los Angeles Zoo

Photo: Neal Johnston



GORILLA
Columbus Zoo Photo: Mary Borders, Columbus Ohio Dispatch



LOWLAND GORILLA
Gladys Porter Zoo, Brownsville, Texas Photo: F. James Foley



CELEBES MACAQUE
National Zoo, Washington D.C.
Photo: Jessie Cohen



HAMADRYAS BABOON
Cleveland Zoo Photo: Emily Alexander



GORILLA
Walter Stone Memorial Zoo,
Stoneham, Mass.

SEVENTEEN MONKEYS SEIZED IN RAID ON LABORATORY

by Donald Barnes

On 11 September 1981, the police of Montgomery County, Maryland, U.S.A. entered the premises of the Institute for Behavioral Research, Silver Spring, Maryland, and removed from the laboratory one Rhesus monkey and sixteen Crab-eating macaques *Macaca fascicularis*. Subsequently, the Institute's Director, Edward Taub, who holds a doctoral degree in psychology and his assistant, Mr. Joseph Kunz, were indicted on 15 counts of cruelty to animals, which is an offense under Maryland state law.

The story began in May 1981, when Alex Pacheco, founder of the organization People for Ethical Treatment of Animals, was able to obtain volunteer employment in the laboratory.

From May to September 1981, Pacheco became increasingly concerned at what he considered misuse of and cruelty to the animals. He began to gather photos, documents, and expert opinion to be used as evidence of Taub's alleged cruelty to the monkeys. Taub assigned Pacheco two of the experimental animals for personal testing. Alex was to "map" the pain responsive areas of the monkeys' bodies. Most of the monkeys had undergone "sensory deafferentation" - i.e., Taub and his associates had surgically severed specific sensory nerves near their entrance to the spinal cord. Theoretically at least, this surgery rendered the monkeys immune to painful stimuli applied to those parts of their limbs and bodies previously served by the now-deafferented nerves.

Alex's assignment was to pinch the monkeys' skin with a hemostat as hard as the instrument allowed and to continue "testing" different locations in order to determine the "deadened" areas. Alex faked it and continued gathering evidence of the physical condition of the laboratory and the treatment of the 17 monkeys housed therein.

In mid-August, after securing financial and legal assistance from the A Reform Fund (ARF) an organization administered by actress Gretchen Wyler, Alex began bringing primate experts into the laboratory at night.

I was one of these witnesses. Extracts from my signed affidavit follow:

One needed only minimal olfactory function to find the holding room. The stench of feces and urine permeated the entire laboratory. The cages were beyond filth: they contained remnants of ancient and rotting bandages, jagged wires broken from the cages themselves and left to threaten the occupant with laceration at every turn, crusted piles of feces which were used as perches by the hapless monkeys. The cages were of indeterminate age but had obviously not been adequately cleaned for months or years. Open mesh sides provided little protection from attack by a monkey in an adjoining cage and, considering that 16 of the 17 monkeys were adult males, the usable cage space was limited to the center unless the animal was fortunate enough to have an end cage. The tiny cages were otherwise barren - no food dishes, no perches, no play objects.

The litter pans beneath each cage were often full to overflowing. On many occasions, Alex saw the monkeys reach through the floors of the cages to retrieve a fallen biscuit and then to eat it, now soaked and swollen with urine, because of hunger's demands.

Twelve of the 17 monkeys had undergone surgical deafferentation, thereby disabling one or more limbs. Some of the monkeys had been operated on before birth, others immediately thereafter,

and still others as youngsters and juveniles. It has yet to be determined what the survival rate for this surgery was in Taub's laboratory, and, as his records were nonexistent or incomplete, we shall probably never know how many animals died in arriving at this pathetic colony of 17 survivors.

Many of the deafferented monkeys were mutilated, either by self-mutilation or by their nearest neighbors. Fingers had been completely bitten off. One monkey had only a palm left: of all his fingers, only bloody stubs remained. Forearms and biceps were often lacerated and gaping wounds were common, as nobody had taken the time to bandage the wounds. Antibiotics were not to be found. Of the medication available, all was outdated, some by as much as four years.

Two IPPL Board members were among the expert witnesses inspecting the laboratory. John McArdle, who holds a Ph. D. in Anatomy from the University of Chicago, prepared a lengthy affidavit. Extracts follow:

Rodent feces are visible throughout the facility, indicating a massive infestation, and cockroaches were seen in the "operating room," a room now serving as a general work area. Bits and pieces of soiled, old bandages and gauze were seen stuck in the cage mesh and lying about the floor. The contrast between the comfort, size, and general appearance of the principal researcher's office and the barren, filthy room in which the monkeys are compelled to spend their existence was vivid.

Lots of wires were broken in the cages and almost every cage contained a health hazard to the primate within it from a structural perspective. The monkeys could easily have taken an eye out or been caused bodily injury because nobody had taken a moment and a pair of pliers to fix broken, protruding steel wires. Additionally, the animals were under constant lighting, a highly stressful environmental factor for diurnal monkeys.

Dr. Geza Teleki, an IPPL Board member, visited the facility on 27 August 1981. He commented in part;

From the drying, discolored condition of some of the animals' wounds, it is obvious that monkeys are permitted to continue with untreated lesions and injuries for days and even weeks at a time. I observed several monkeys with unbandaged, open wounds on their arms, including lesions of two or more inches in length - a serious matter on a fourteen-inch monkey. These wounds require veterinary attention, yet there was evidence of none. I observed dried, exposed muscle tissue and exposed bones on two of the monkeys and a third monkey had a badly swollen right arm which appeared broken. Again, there were no signs whatsoever of treatment having been administered.

Ronnie Hawkins, a medical doctor with experience in primate research, who practises in Gainesville, Florida, commented on the filth and untreated wounds, but also found the rest of the premises in disarray.

Inspection of the rest of the premises demonstrated an exceptional degree of disarray and disregard for even conventional hygiene. A refrigerator, the contents of which were in marked disarray, contained two bags of apples: the

contents of one being partially decomposed, the contents of the other completely decomposed and uniformly blackened. A freezer in another room was so caked with ice that its contents were indeterminate. The area designated as the operating facility was doubling as a messy office. A sink in the corner of the operating room was unclean. Scattered about the countertops in several rooms, including the rooms where animals were housed, were what were clearly identifiable as rodent feces. A sink in the corner of the larger animal room was plugged up and contained several inches of blackish, stinking water. Blood, now dried, was noted splattered in several places on restraining chairs. It is my professional opinion that . . . action must be taken immediately to extricate these animals.

Michael Fox, a veterinarian employed by the Institute for the Study of Animal Problems, commented on the filth of the premises and the untreated wounds evident on many of the monkeys.

Mold was growing on piles of fecal matter allowed to accumulate on cage floors. Mice urine and droppings were evident throughout the rooms. The surgery facility was a mockery, with much of the equipment in disarray, and the only sink in the room filthy. As for the system built to deliver electric shock to the monkeys, it is my opinion that it is so crudely designed that there is no way of knowing what comes out of it. The animals are kept under extremely deprived conditions, unable to seek relief from the contaminated cage floors, forced to inhale the ammonia and fumes from their own excreta, deprived of natural, social contact and with nothing to touch or manipulate, not even a resting board or food dish. Monkeys are highly complex, social animals with an emotional system much like our own. It is my professional opinion that these monkeys are, without exception, suffering unnecessarily from various causes, including physical and psychological deprivation, a lack of veterinary care, and failure to provide proper, basic environmental needs.

After the filing of these affidavits with the Montgomery County police, evidence was organized and legal counsel retained. Police and officers from the Maryland Humane Society

compared notes and defined responsibilities. On the morning of 11 September 1981, the laboratory was entered on warrant and the 17 monkeys were gently removed to new cages provided by the Animal Protection Institute and transported to temporary, but loving, quarters in the basement of Lori Lehner's suburban home in Rockville, Maryland.

Some weeks later, when it appeared that legal manoeuvring would send the monkeys back to the Institute laboratory, all 17 primates were treated to a brief vacation in the country by anonymous donors. Upon their return, the monkeys were determined by an unsympathetic judge to be property belonging to Taub (who claimed they were worth \$100,000 each!), and returned to the IBR facility. In the meantime, the United States Department of Agriculture inspector had visited the empty laboratory, and, with characteristic Department blindness to anything wrong with laboratories, found the facility appropriate for the animals. Drs. Teleki, Fox, and Detective Sergeant Swain inspected the facility the following evening and still did not find the facility in compliance with established standards for primate care. They were proved right by what happened next. Ignorance and mishandling by the laboratory staff brought about a fight between two monkeys, one of whom, Charlie, was severely injured and subsequently died. Following Charlie's unnecessary and painful death, the court removed the 16 survivors from IBR's custody and they were transferred to a National Institutes of Health facility at Poolesville, Maryland, to await the outcome of Taub's trial on cruelty charges.

On the morning of 27 October 1981, the State's Attorney for the prosecution, Mr. Roger Galvan, called his first witness to the stand in Courtroom #2, Maryland District Court, Rockville, Maryland. For the next 5 days, Judge Klavin listened attentively and asked thoughtful and insightful questions of witnesses for both the prosecution and the defense. Taub was defended by the high-priced Washington law firm Arnold and Porter. Testimony was completed late in the afternoon of Saturday 31 October 1981. Judge Klavin instructed both the prosecuting and defense attorneys to submit their closing statements on 16 November 1981, explaining that he had over 250 pages of notes to examine prior to reaching a verdict. Judge Klavin is expected to announce his decision shortly after receipt of the closing statements.

NOTE: The International Primate Protection League has donated \$1,000 (US) to People for Ethical Treatment of Animals to help them pursue this case. IPPL members Wally Swett, Greg Miller, and Ken Oberg, who run the Primarily Primates Sanctuary in San Antonio, Texas, have applied to the court for custody of the monkeys.

WHAT DO YOU THINK?

When it appeared likely that the 17 seized monkeys would have to go back to the atrocious conditions of the Institute for Behavioral Research, unknown animal activists "monkeynapped" the animals, and they spent several days in the countryside before being returned to Maryland.

The monkeys were indeed returned to the laboratory, as their abductors had feared. Within a few days, one was dead, Charlie, from the results of severe injuries received in a brawl with a monkey in a neighboring cage. Placing adult male macaques within reach of one another is grossly irresponsible.

The monkeys were required as evidence in the court case against Taub. It was illegal to remove them from Maryland. And yet, left there, there was always the chance they would have to go back to the Institute, where their suffering might have been even greater after their brief experience with human kindness.

In England, there is a growing Animal Liberation Movement which is raiding laboratories and rescuing animals allegedly being mistreated. IPPL would like to hear members' opinions on this controversial issue.

TAUB'S REACTION TO RAID

Dr. Edward Taub, whose laboratory was raided by the Montgomery County Police, was furious on hearing of the seizure of "his" monkeys. He told Sandra Saperstein of the Washington Post, "I realized I was feeling what a woman must feel like when she's raped. My career, all those years of work, my monkeys. . . they took all this while I had to stand helplessly by. It's everything that's important to me." He continued, "The charges were based on distortion of the facts and total misunderstanding by an untrained young man of the research I have been doing. The police raid is an interference with the spirit of free enquiry."

TAUB LOSES GRANT

Following allegations of mistreatment of monkeys at the Institute for Behavioral Research, Silver Spring, Maryland, the National Institutes of Health, which had been funding Taub's research with an annual grant of over \$100,000, held an investigation, as a result of which the grant was suspended. The grant, numbered NS-16685 and entitled "Effects of Somatosensory Deafferentation" had been awarded by the National Institute of Neurological Diseases, Communicative Disorders and Stroke in 1980. Previous work on the same project had been funded for seven years by the National Institute of Mental Health.

Extracts from the Report of the NIH Investigating Committee follow:

The 117 photographs taken by the Montgomery County police on the days of the raid depict a laboratory which was unsanitary and in considerable disarray. Several areas of the laboratory, including cabinets and drawers containing medicines and medical supplies, appeared to be in a state of disorganization. Rodent feces appeared in drawers, cabinets and on the floor as well as in the catch pans of the cages. . .In general, the condition of the laboratory on 11 September 1981 appeared to be dishevelled beyond any reasonable standard of acceptable untidiness which might be expected to exist in a busy laboratory. . .

The five affidavits were signed by professional scientists experienced in either animal/primate research or primate behavior. . .In general, the affidavits cited unnecessary suffering of the animals due to deprivation of basic physical and psychological needs. . .

The reports on the examinations of the monkeys by Dr. Ott [of Brookfield Zoo, Chicago] and Dr. Robinson [San Diego Zoo, California, both flown in by PETA to examine the monkeys] indicate a number of conditions that would have required veterinary care. . .four were diagnosed as requiring immediate veterinary care. One had a draining hand lesion indicating possible osteomyelitis, one had two draining, purulent holes in the upper left arm requiring corrective treatment or skin grafting, and another had a fractured canine tooth. . .It is the opinion of Drs. Ott and Robinson that the veterinary care available to animals sustaining injuries to deafferented limbs was not sufficient to meet their medical needs and that the medical care in general provided for this colony was inadequate.

The NIH Committee questioned Taub and the laboratory

veterinarian, Colonel Paul Hildebrandt, about the veterinary care available at the facility.

It commented:

Dr. Hildebrandt is the only veterinarian associated with the laboratory, but his role is a minimal one. . .He has not been involved in the approval or recommended use of medicines used by the laboratory and he was not asked to diagnose or review the cases of either of the two animals which died unexpectedly during the past year. . .Dr. Hildebrandt likened the liveliness of the animals he observed on his annual visits to the laboratory to the liveliness of other research monkeys and exhibition monkeys he had observed. He conceded that, as a pathologist, he had little experience with research animals of any sort, or with primates in or out of the laboratory.

Interviewed by the committee, Taub admitted that he kept no records of the monkeys' weight gains or losses.

The NIH Committee's visit to the laboratory confirmed the charges of filth and negligence, although attempts had been made to clean up some of the mess.

The Committee's investigation led it to make five principal recommendations:

1) Noting that Dr. Hildebrandt had only visited the IBR once a year for the Annual Meeting of the Animal Care Committee, it stated that, "The IBR should without delay obtain the services of a Doctor or Doctors of Veterinary Medicine" and that the veterinarian(s) provide regular scheduled care.

2) Noting that the Animal Care Committee which NIH grantee institutions must establish as a condition of their grants lacked expertise, it recommended that the IBR establish an Animal Care Committee to ensure the IBR's compliance with the **NIH Guide for the Care and Use of Laboratory Animals**. It noted that the current committee members did not even seem familiar with the substance of the **Guide**.

3) The Committee recommended that the laboratory facilities be upgraded by acquisition of movable stainless steel cages, installation of food containers, establishment of a proper ventilation system, etc.

4) The IBR was to establish a proper occupational health program for its employees.

5) The Committee found that IBR had violated its legal assurance to the NIH Office of Protection from Research Risks (OPRR), and recommended that OPRR withdraw the current IBR assurance on file and negotiate a new one, with IBR being required to furnish ongoing proof of compliance with all NIH animal care regulations.

WHAT YOU CAN DO ABOUT THE IBR SCANDAL

Are you appalled at what you have just read about the Institute for Behavioral Research, Silver Spring, Maryland? If so, there are many things you can do.

1) Write your Representative (House Office Building, Washington D.C. 20515) and Senators (Senate Office Building, Washington D.C. 20510), or the U.S. Embassy in the capital city of your country of residence, drawing attention to the IBR case, and asking that the National Institutes of Health permanently stop IBR's funding. Express your support for H.R. 556, the legislation now before Congress designed to encourage development of alternatives to use of animals in experimentation.

2) Send copies of the pictures in this article to the Secretary of Agriculture, Washington D.C. 20250. Tell him that you see a lot wrong with the IBR facility - even if his inspectors don't. Ask what the Department of Agriculture is doing to upgrade the quality of its inspectors.

3) Write a letter to the editor of your local paper about the case or send the editor a copy of this article and ask him to assign a reporter to cover the story.

4) Show your friends this Newsletter and try to get them interested in taking some action. Consider preparing and circulating a petition to send to your Representative and Senators.

IPPL OFFICIALS
CHAIRWOMEN: Dr. Shirley McGreal, Dr. Ardith Eudey

SECRETARY: Henry Heymann

TREASURER: Ardith Eudey

FIELD REPRESENTATIVES

Vijay Bhatia (North India)
Siddhadha Buch (South India)
Dr. Roland Corluy (Belgium)
Marjorie Doggett (Singapore)
Anne Doncaster (Canada)
Gustavo Gandini (Italy)
Gombe Stream Research Center (Tanzania)
Sumit Hemasol (Thailand)
Viroj Pruesanusak (Thailand)
Henry Heymann (Washington)
Dr. Zakir Husain (Bangla Desh)
Dr. Qazi Javed (Pakistan)
Alika Lindbergh (France)

Anna Merz (Kenya)
Dr. S. M. Mohnot (Central and West India)
Okko Reussien (Netherlands)
Cyril Rosen (United Kingdom)
Charles Shuttleworth (Taiwan)
Professor J. D. Skinner (South Africa)
Dr. Akira Suzuki (Japan)
Señor Santiago Lopez de Ipiña Mattern (Spain)
Valerie Sackey (Ghana)
B. and P. Templer (Spain)
F. Thomas (Hong Kong)
Mr. Vivian Wilson (Zimbabwe)

Dr. James Alcock
Stella Brewer
Dr. Frances Burton
Bruce Feldmann D.V.M.
William M. George M.D.
K. Kalyan Gogoi

ADVISORY BOARD:
Dr. Jane Goodall
Dr. Colin Groves
Dr. Barbara Harrison
Lim Boo Liat
Dr. Georgette Maroldo

Dr. John McArdle
Dr. William McGrew
Dr. Vernon Reynolds
Dr. Geza Teleki
Dr. Arthur Westing

LOCAL CONTACT: Dr. Dao van Tien, Democratic Republic of Vietnam

STAFF ARTIST: Kamol Komolphalin

HOW TO JOIN:

Complete the form below and mail it with a cheque payable to the International Primate Protection League, to either IPPL, P.O. Drawer X, Summerville, S.C. 29483 U.S.A., IPPL, Regent Arcade House, 19-25 Argyll St., London, W1V2DU, England or IPPL, 1316 Oak Lane, Mississauga, Ontario, L5H 2X7, Canada. Membership fees and contributions are tax deductible in the U.S.A.

Overseas payments should be made in US dollars whenever possible. If payment is made in foreign currency, US \$1.00 should be added to cover the bank's service charge on international transactions. Overseas members wishing to receive their Newsletters by Air Mail should add US \$3.50.

I wish to join IPPL as a: () Patron - \$100.00 or £ 50
 () Sustaining Member - \$25.00 or £ 15
 () Regular - \$10.00 or £ 5
 () Student Member - \$7.00 or £ 3

Name _____ Street _____
City _____ State _____ Code _____ Country _____

All members receive complimentary copies of the IPPL Newsletter. Individuals or organizations may subscribe to the IPPL Newsletter at an annual fee of \$10.00.

Please suggest names of people who you think would like to receive information about IPPL.

Name _____ Street _____
City _____ State _____ Zip Code _____ Country _____

Name _____ Street _____
City _____ State _____ Zip Code _____ Country _____

Name _____ Street _____
City _____ State _____ Zip Code _____ Country _____

International Primate Protection League
P.O. Drawer X
Summerville, S.C. 29483
U.S.A.

Nonprofit Org. U.S. Postage PAID Summerville, SC Permit No. 087

ADDRESS CORRECTION REQUESTED

PRINTED MATTER